



# Site Progress Mobile New Features



# Introduction

This is the second generation of the intuitive Site Progress Mobile system that allows various people to report and submit progress against Powerproject plans remotely, by using mobile devices.

This new release incorporates many of the improvements requested by the user community since the launch of the first-generation system.

The fundamental operation remains the same:

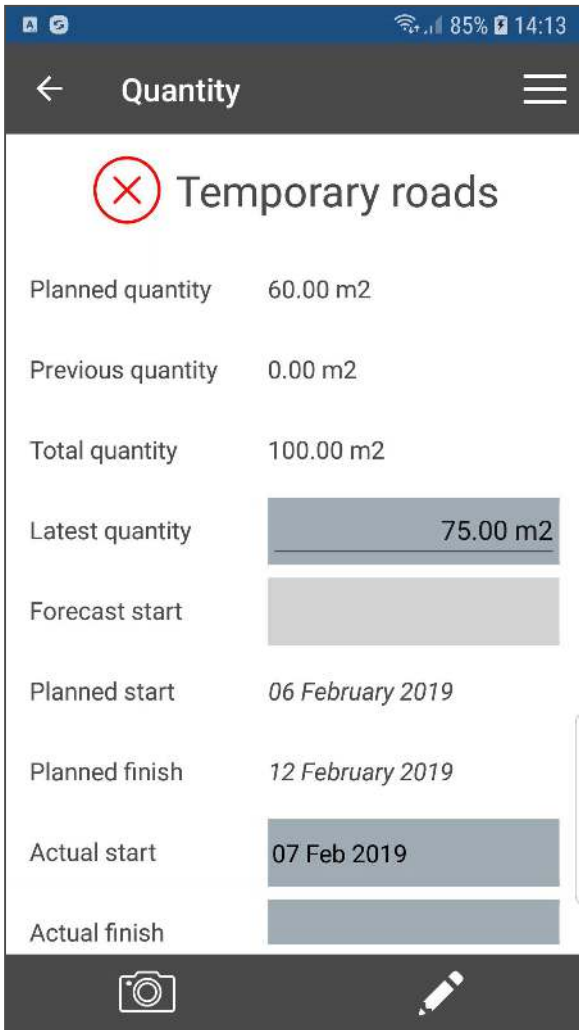
- Administrator creates any number of progress report Users. Planners can assign these Users to tasks within a Powerproject plan and export this data to a secure Cloud.
- The User uses login details provided by the administrator to download this information to their mobile device and updates the information with actuals, a narrative and photos before submitting their report back to the Cloud.
- The originator downloads from the Cloud, reviews the report and applies the update to the Powerproject plan. This builds a rapid and accurate Actual status and allows forward planning.

All of the improvements have been focussed on improving the user experience and accommodating new features, to streamline the progress reporting operation.

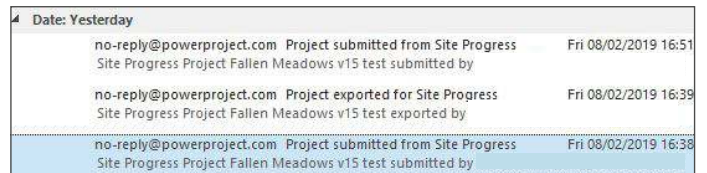
## Headline Changes

- To remove the subjectiveness of progressing by percentage, it is now possible to instead progress by a Quantity in the mobile application.

Tasks in Powerproject should have a Task-Work value assigned for a task to be progressed in this way.



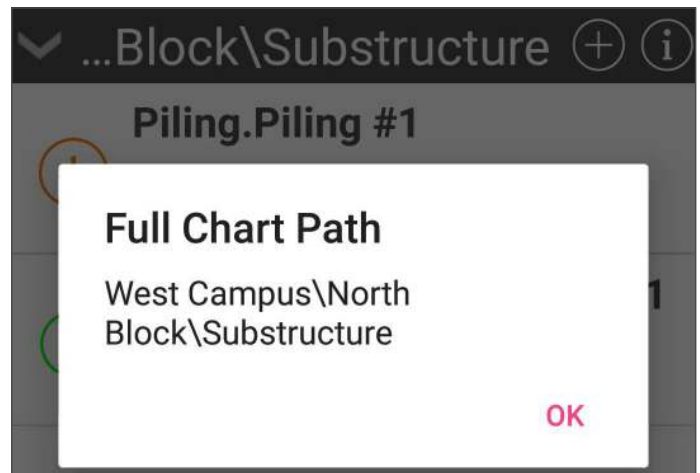
- An email is sent to the User when a progress report is exported to them. An email also sent to the exporter when the progress report is submitted.



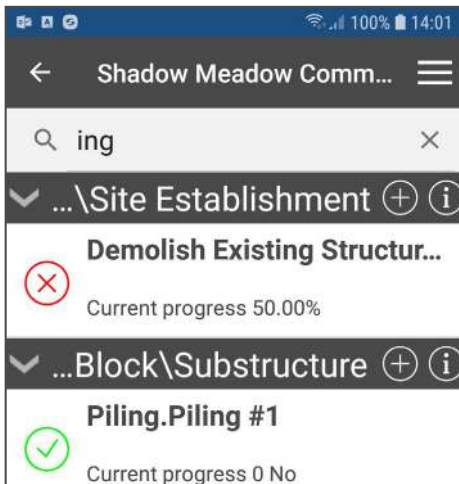
- The way of navigating and grouping tasks has been changed to make it much faster to see those tasks which need attention – particularly in projects with a nested Summary/WBS structure.

Instead of clicking through the parent-child hierarchy to arrive at tasks to progress, now only the lowest level Summary with contains tasks to progress is shown.

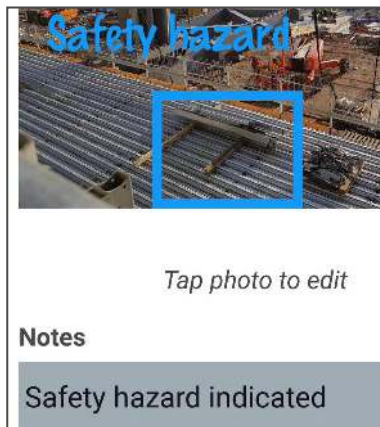
The full description of the Summary can be found via the **i** button.



- To make locating tasks to progress even quicker it is now possible to search for a task by name (or part of a name).



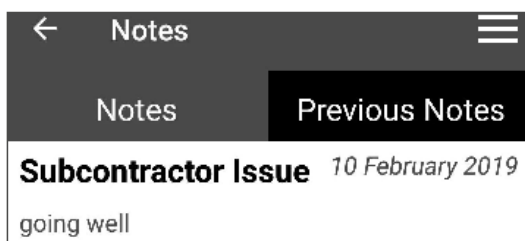
- To improve communication from site to planner, the photos attached to tasks can now also be annotated with shapes and text, as well as having photo specific notes added.



- Selected task level User Defined Fields can now be exported to Site Progress Mobile to get company specific information reported back from site.

Subcontractor	Parsons CE
Subbie_Foreman	TF

- To improve communication, the Notes function has been extended to allow previous notes to be read and new notes to be added in a structured way.



- It is now possible to progress by only entering the remaining duration, for those users who prefer to progress using this method. If you enable this option before export, then it is only possible to edit the Remaining Duration and Actual Start date.

- To improve the reporting of actuals via the Ticksheet, it is now possible to progress these tasks to a finer level of detail than before, by adding Actual Dates and not just a percentage.

- To increase the ease and speed of use, the mobile applications will now make the best use of the device screen size. Bigger screens show more detail and require less scrolling/panning and are thus quicker to use.

<b>Plot: 10</b>
10 build stages, completed 02 Bk DPC
<b>Plot: 30</b>
10 build stages, completed 01 O/S
<b>Plot: 32</b>
10 build stages

On larger tablet sized screens, the Ticksheet becomes a spreadsheet grid rather than a list per row.

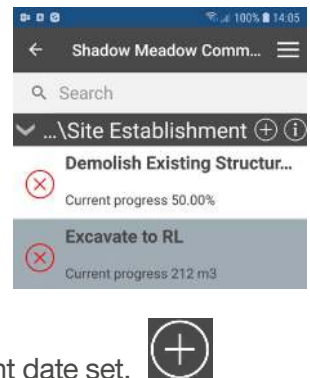
- On importing the progress information back into Powerproject, the acceptance grid is now editable. This means that reported values can be modified by the Powerproject user before acceptance, if required.

Task	Previous progress	New progress	Actual duration	Actual/Planned start	Actual/Planned Fin.	Days remaining	Forecast start	Accepted	Rejected
Fencing	0.00%	100.00%	4.00 Days	07/04/2019	11/04/2019	0.00 Days		<input type="checkbox"/>	<input type="checkbox"/>
Site office/canteen	0.00%	100.00%	8.00 Days	09/04/2019	17/04/2019	0.00 Days		<input type="checkbox"/>	<input type="checkbox"/>
Temporary services	0.00%	100.00%	5.00 Days	09/04/2019	12/04/2019	0.00 Days		<input type="checkbox"/>	<input type="checkbox"/>
Demolish Existing Structures	0.00%	50.00%	6.00 Days			6.00 Days		<input type="checkbox"/>	<input type="checkbox"/>
Excavate to RL	0.00 m3	210.00 m3	2.00 Days	18/04/2019		12.00 Days		<input type="checkbox"/>	<input type="checkbox"/>

- New tasks can be added remotely (if allowed) by the Site Progress Mobile user where new activities are necessary.

These can be named, have a start date and duration set.

They are added into the Summary where they are created and have a constraint date set.



## Other improvements

- To increase the security of the data and environment, the login to Site Progress Mobile has been upgraded and now relies on the user's email address.
- To improve the relevance of progress reporting against short-term plans, it is now possible to have a time as well as a date recorded. This is a user option which can be turned off for those who plan in whole days.

Actual finish **05 May 2019 14:20**




- It is now also possible to choose a different time unit for the Actual Duration and Remaining Duration. Previously only Days was an option, but to facilitate support for short-term plans, half-days, Hours and Minutes can now optionally be chosen.
- To allow a finer degree of accuracy in reporting part-completed tasks, the Actual Duration is now editable.

**Choose time unit**

- Days
- Half Days
- Hours
- Minutes

Actual duration **2.00 Days**

- To help users see which tasks have already been edited, these tasks have a different background appearance. This saves confusion and speeds up use.

	<b>Excavate to RL</b> Current progress 212 m3
	<b>Temporary roads</b> Current progress 10 m2
	<b>Trial Pits.Trial Pit #1</b> Current progress 0.00%

- The photographs referenced in the application can be downloaded to a central computer for storage as before, but they can also be kept in the Cloud and referenced from within Powerproject. This has the advantage of reducing download data demands, but also means photos can be accessed from the within the Powerproject plan from any computer and also outside any company network.

- It is now possible to Submit (i.e. send the information from the device to the Cloud) from within any part of the project. Previously you had to be at a task-level and this could cause confusion.

A further change means that, once a project has been Submitted, it can still be recalled by the same user for further editing if it has yet to be imported by the planner. This accommodates the situation where the project has been submitted but some new information comes to light, or if you use different devices on different days.

Once the Powerproject user has imported the data, it can no longer be recalled.

**Menu**

- Sort by name
- Sort by natural order

- Tasks can now be sorted into a different order within the application.
- For the administrator of several projects and users, there are more job filter options on the Powerproject control panel – e.g. deleting a whole list of archived jobs in the Cloud in one operation.
- Any Code Library assignment can be used to determine which Site Progress Mobile user is responsible for updating certain tasks. Prior to this release, the task assignment was either based on a new specific code library assigned at Summary Level, or based on resource assignments. Now you can export tasks to certain users based on existing Code Library assignments, such as when you have already coded tasks based on sub-contractor responsibility.

- For a task which has yet to have any Actual data assigned, the Forecast start date can be edited by the mobile user.



Therefore, when imported into a Powerproject plan, the task is moved to the future date and a Constraint flag applied.

# Find out how our software solutions can help drive your business

Speak with our team today.



Future Network Development S.C.  
Dzięcieliny 3/16 Street, 04-745  
Warsaw, Poland

Tel: +48 22 401 22 05  
Fax: +48 22 401 22 04  
NIP: 9522080936

