


14 reasons to use Asta Powerproject for managing construction projects



1. Easy to use
2. Superior presentation of project plans and simpler printing
3. More precise scheduling for greater accuracy
4. Share plans with anyone with a free Asta Project Viewer
5. Cost effective licensing
6. Collect and update progress easily on mobile devices
7. Plan and manage repeated tasks on one row of the plan
8. Easy integration with other software
9. Link projects plans to 3D models within a single application
10. Filtering for easier managing of sub-contractors
11. Enterprise version for collaboration across programme plans
12. Better protection against litigation caused by delay
13. Construction specific training courses and expert support
14. Used by leading contractors and many smaller companies

When it comes to managing construction projects you need software you can rely on.

If you use the wrong software in a project where there is a contractual arrangement and it is necessary to show cause and effect as well as the impact of progress on the works, you are probably getting the wrong answer – and that could cost you a lot of money!

Asta Powerproject was designed to support the way construction planners work and has evolved with their input to meet the requirements of the industry.

1

Easier to use

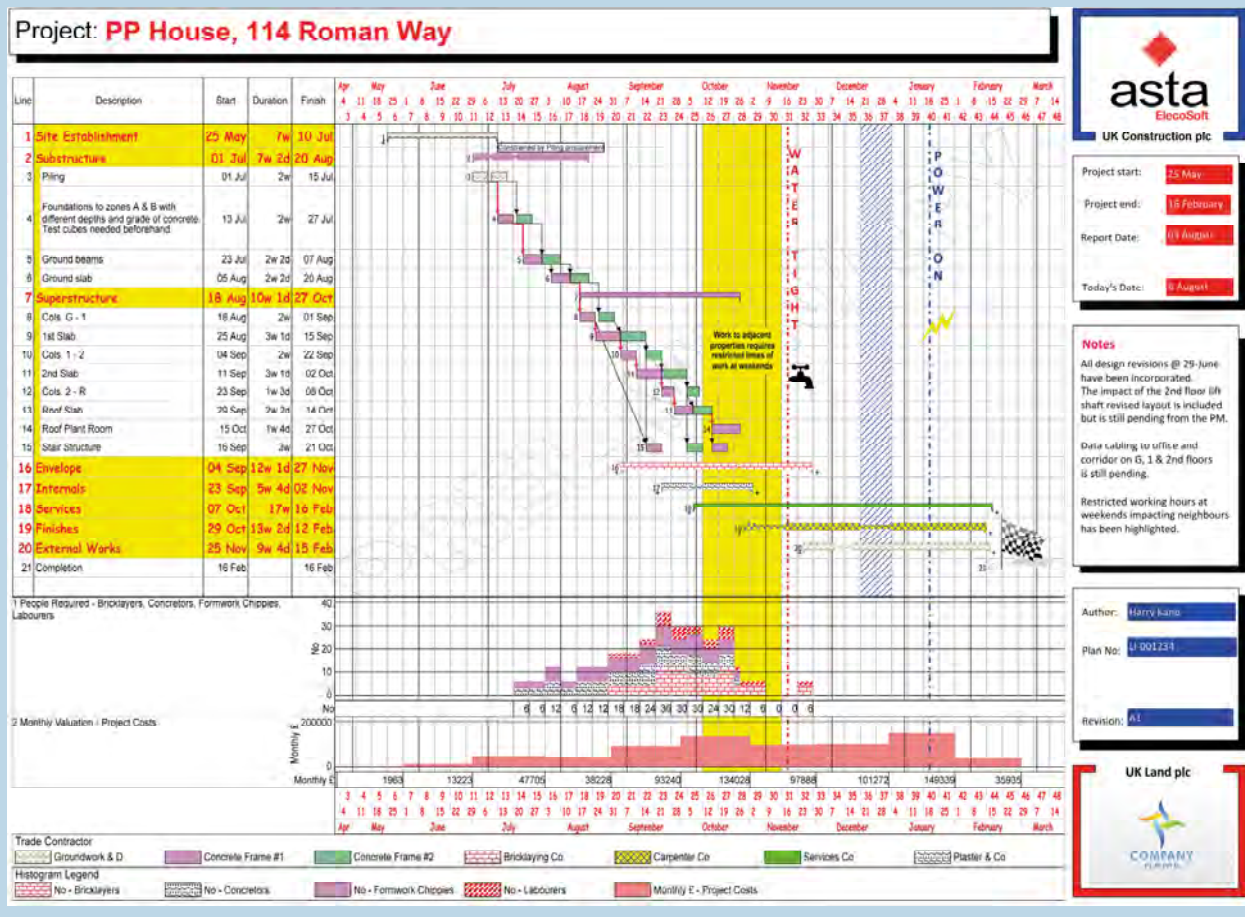
- Construction-specific project templates are provided with pre-set reporting codes, calendars, resources, standard reports etc. so you can get up and running quickly
- Draw in tasks quickly and easily using the mouse
- Perform unlimited 'undos', even after a 'save' or 'reschedule'
- Intuitive 'drag and drop' assignment of resources, codes etc.

“ I love the way you can move around quickly. Whereas in MS Project you must create summary bars to group activities, in Asta Powerproject it lifts them all into a single window so you can see exactly what you need. ”
 Steve Allan, Project Manager for Earthworks, Banora Point Upgrade Alliance

2

Superior presentation of project plans and simpler printing

- Customise the borders around your plan with flexible header and footer page surrounds, including your own logos and references
- Show only those parts of the plan that are relevant by turning different aspects of the bar chart on and off, e.g. float, critical path, holidays, links, etc.
- Highlight important information by adding annotations such as text, pictures, colour shading JPG and GIF graphics
- Gain total control over printouts: you define where you want the page to break; what you see on screen is what is printed; and there is no white space on printouts




“ Asta Powerproject has a 'drag and drop' functionality that makes it much easier to use than P6. ”
 Bill Jack Daniel, Saunders Construction

3 More precise scheduling for greater accuracy

- Create and edit links both by typing in the spreadsheet and by drawing in the bar chart
- Create links by drawing without having to specify the link type (SS, FF, etc.). This makes it much faster to link tasks
- Links are clearly displayed between tasks, allowing you to evaluate the importance of each link by sight
- Create any type and number of links between two tasks. It is often important to set a link not just at the start of a task, but also at the end. So if a task is extended, or partially progressed, any knock-on impact is shown. Software that does not have this facility (such as Microsoft Project) does not show the true knock-on impact of changes and progress edits to the schedule
- Produce an accurate Critical Path Analysis every time – with just one click
- Navigate the logic and edit existing links quickly and easily
- Avoid problems from using different calendars. Asta Powerproject always uses the correct calendar when two activities with different calendars are linked together, giving you accurate results that you can rely on. It uses the predecessor calendar for Start-Start links and the successor calendar for Finish-Finish links. Software that does not have this facility will return an inaccurate project end date

The critical path is outlined in red



4 Share plans with anyone with a free Asta Project Viewer

- You don't have to pay anything to look at Asta Powerproject files. The free Asta Project Viewer enables anyone to open and print Asta Powerproject plans at no cost
- Use Asta Project Viewer to read Microsoft Project files and Oracle Primavera files for free too!

5 Cost effective licensing

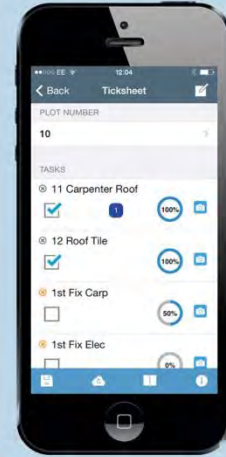
- If you have multiple users, you can purchase a concurrent licence. This means that users can access the same licence across the network at different times. A 10-user concurrent licence could be used by 30+ people, so you only need to buy 10 licences not 30. This makes Asta Powerproject very cost effective

“ We were looking to move away from MS Project as it was proving too expensive and found the flexibility of Asta's approach much more suited to our ways of collaborative working. ”

Clive Bassett, Beard

6 Collect and update progress easily on mobile devices

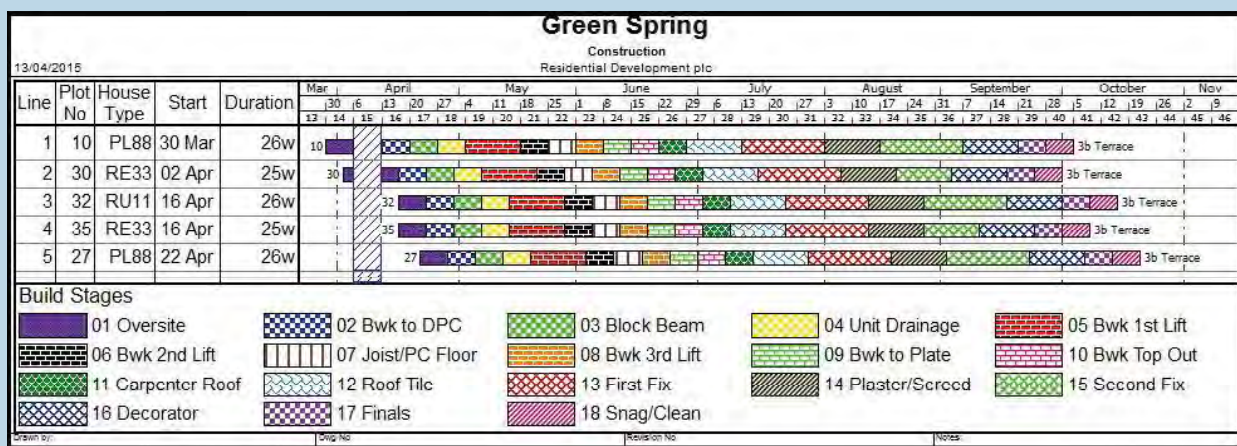
- Record project progress quickly and easily via mobile devices
- Update progress at any time, from any location. No signal needed to record progress values, only when submitting updates
- Improve accuracy by removing need for re-keying of progress updates from paper notes or emails
- Record actual dates for events, not just the percentage complete
- Take photographs and record notes which can be associated with particular tasks or build stages



7 Plan and manage repeated tasks on one row of the plan

- Save time and space on the Gantt chart by displaying overlapping repeated tasks on the same bar line. This avoids the need to laboriously create tasks on dozens of different rows when planning repeated tasks
- Information is presented in a very compact form – use a single sheet rather than multiple pages
- For house building each row can represent a house (or flat) and the tasks represent the stages of construction. This approach is also highly-effective for the finishing stages of fit-out work or multi-storey construction
- The procurement stages for each work package in a plan can be detailed as events on one row and linked in to the first construction event. This technique unifies the procurement and construction phases and provides realistic information about required dates for the design team

The build stages for a house can be shown on one line

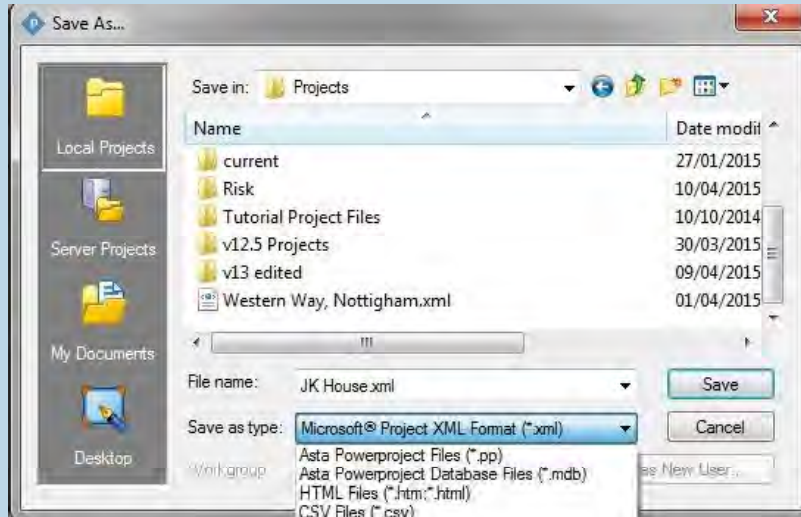


“ With Asta Powerproject having multiple activities on the same line makes it easy to see what is going on and easy to produce summary print outs. On large complex projects like I work on to do the same in Primavera without this would be complex and take lots of pages to print. ”

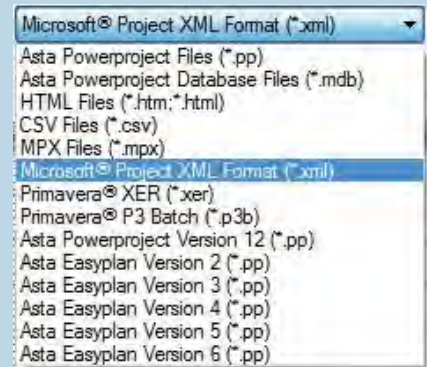
Michael Powell-Brett, Powell Brett Associates

8 Easy integration with other software

- Open files from other software systems (Microsoft Project, Oracle Primavera P3 & P6 and SureTrak)
- Save Asta Powerproject files into formats that can be opened in such systems
- Easily exchange data with people working on different software if you need to
- Templates are provided for opening files from other formats, so as to give the user a more familiar presentation of their project data
- Easy integration with estimating, accounting, enterprise resource planning (ERP) systems and BIM tools



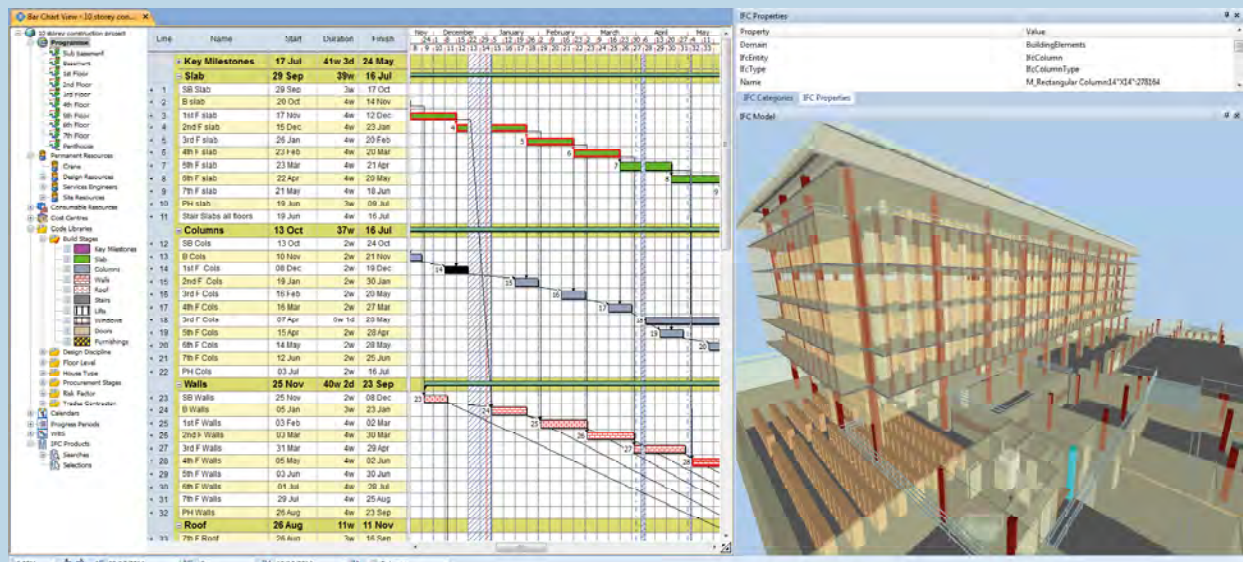
Save Asta Powerproject files in Microsoft Project format



9 Link projects plans to 3D models within a single application

- Asta Powerproject BIM enables you to create a 4D planning environment by reviewing the 3D model across time, all within a professional project management system in one application
- The combined IFC file and schedule interact smoothly and effectively, removing the risk of human error and speeding up the linking process
- Drag and drop objects between the 3D view and Gantt chart
- Compare 'planned' and 'actual' schedule plans with full 3D visual impact

View dynamic schedule updates in 3D window



10 Filtering for easier managing of sub-contractors

- Highlight the work of different trade contractors with colour codes. The colour codes are shown as a legend on the output and allow specific task lists for each subcontractor to be created quickly
- Trade contractors do not need Asta Powerproject to read their task lists – you can email them the Asta Powerproject file which they can open using the free Asta Project Viewer
- Ask trade contractors to update the plan in either Asta Powerproject or Asta Easyplan, the entry-level sister product. You can then automatically update their changes in your main Asta Powerproject plan without any data re-entry



“Asta Powerproject is also particularly good at modularising projects. The master programme can be broken down into work packages, and they can be filtered. This is obviously useful for subcontractors who do not need to see everyone else’s tasks, but can be provided with a succinct programme of their own works.”

Ray Ferguson, GRAHAM Construction

11 Enterprise version for collaboration across programme plans

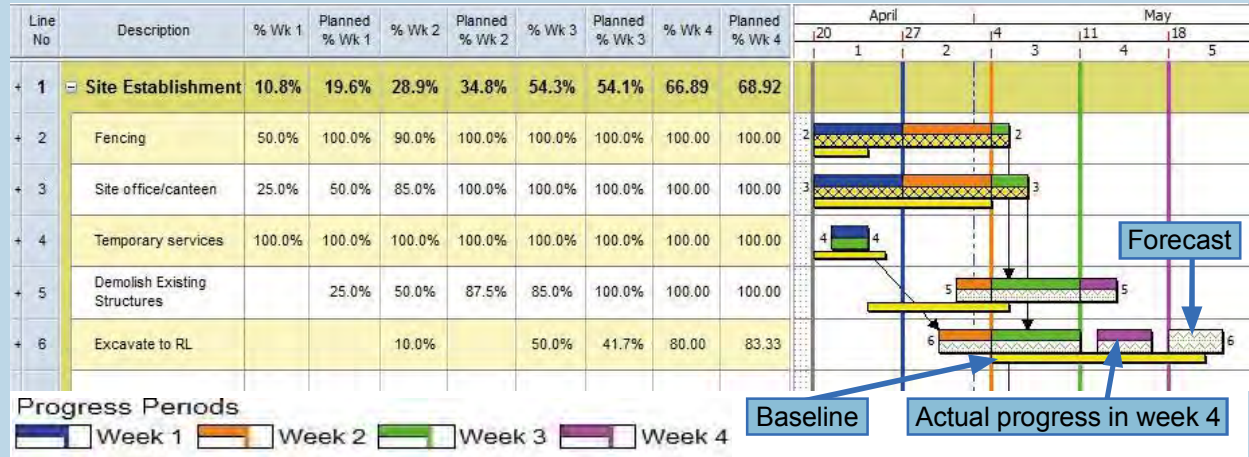
- Centrally manage all your projects for optimum efficiency
- Empowering collaboration by enabling a number of people to access and work on the same project plan at the same time
- Allocate and track resources across multiple projects for enhanced productivity & utilisation
- Control project costs, income and cash flow across your portfolio
- Provide clients and senior management with vital management information via automated reports and dashboard views based on accurate, up-to-date data

“Asta Powerproject Enterprise is really powerful in comparison to some other systems, and it is very scalable so you can grow it as large as required.”

Brandon Taggart, Resource Planner & Programmer, FM Conway

12 Better protection against litigation caused by delay

- Progress in each Progress Period is displayed in a separate colour. You decide the lengths of the Progress Periods: weeks, months etc.
- Information on how much progress was recorded in a specific Progress Period is kept, even when the task is completed
- Create an unlimited number of baselines as a 'snapshot' of the project, so you can compare the evolving plan against any previous version
- The baselines are a copy of the whole project and not just key data, so changes to logic or calendar working time can be demonstrated and not lost



“Asta Powerproject provides us with a documented story of how the project is performing and acts as a delay management tool.”
Kevin Taylor, Senior Contracts Manager, J Breheny

13 Construction specific training courses and expert support

- Training courses are designed specifically for the construction industry, with practical examples for main contractors, trade contractors, housebuilders, technical consultants etc.
- A wide range of courses are available to suit all users, from beginners to advanced users
- Choose to attend either open courses or bespoke courses
- Helpdesk support is tailored to the needs of construction customers, with a dedicated team providing Asta Powerproject support by phone, email or on the web
- Expert consultants available for specialist support if required

14 Used by 90% of top UK contractors and many smaller companies

- 46 of the top 50 UK contractors use Asta Powerproject ^{*1}
- Used to deliver over 70% award winning projects, large and small ^{*2}
- Over 80,000 construction users worldwide
- Used to deliver some of the world's most complex construction projects such as Europe's tallest building, The London Shard; Jumeirah Park, Dubai; The Reichstag, Berlin; Petronas Towers, Malaysia; and Durban International Airport and for house building projects of all sizes

*1 Construction News Top 100 listing 2014

*2 Winners of CIOB Construction Manager of the Year Awards and Construction News Awards 2014 and previous years

9L971 HJ9'8-GHF-6I HCF

Office address:
FND S.C.
Dzięcieliny 3/16 Street
04-745 Warsaw, Poland
NIP: 952-208-09-36
Tel +48 22 401 22 05
Sales Department: sales@fndsite.com